Kvaser Arcus 100/1000BASE-T1 H-MTD User's Guide



Copyright 2025-2026 Kvaser AB, Mölndal, Sweden
https://www.kvaser.com

Printed Monday 21st September, 2026

We believe that the information contained herein was accurate in all respects at the time of printing. Kvaser AB cannot, however, assume any responsibility for errors or omissions in this text. Also note that the information in this document is subject to change without notice and should not be construed as a commitment by Kvaser AB.

(This page is intentionally left blank.)

Contents

1 About this manual **4**

2 Introduction **5**
2.1 Welcome to Kvaser Arcus 100/1000BASE-T1 H-MTD 5
2.2 Major features 6
2.3 Additional software and documentation 6

3 Kvaser Arcus 100/1000BASE-T1 H-MTD hardware **7**
3.1 Hardware Installation 7
3.2 Power supply 7
3.3 Ethernet connection 8
3.4 USB Type-C sockets 8
3.5 LED Indicators 9
3.6 Updating the firmware 11
3.7 Technical data 11

4 Troubleshooting **11**

5 Safety Instructions **12**
5.1 Intended Use 12
5.2 Usage Warning 12

6 Disposal and Recycling Information **13**

7 Legal acknowledgements **15**
7.1 EU Regulatory Compliance 15
7.2 FCC Regulatory Compliance 16
7.3 Patents, Copyrights and Trademarks 17

8 Document Revision History **18**

1 About this manual

This manual is intended for Kvaser Arcus 100/1000BASE-T1 H-MTD users. This document contains a description of the hardware's properties and general instructions for connecting the device to a computer.

2 Introduction

This section will describe the functions and features of the Kvaser Arcus 100/1000BASE-T1 H-MTD.

2.1 Welcome to Kvaser Arcus 100/1000BASE-T1 H-MTD



Figure 1: Kvaser Arcus 100/1000BASE-T1 H-MTD

Kvaser Arcus 100/1000BASE-T1 H-MTD is a small, yet advanced, Automotive Ethernet media converter. It converts in full duplex mode an Ethernet communication link established between two physical layers, Automotive Ethernet 100/1000 BASE-T1 and Standard Ethernet 100/1000 BASE-T.

Device	Product Number	Firmware Version
Kvaser Arcus 100/1000BASE-T1 H-MTD	73-30130-01810-5	v1.1

Table 1: Firmware version needed to support all functionality present in this guide.

2.2 Major features

- Flash ECUs over Automotive Ethernet (DoIP or IP/Ethernet stacks), bridging the vehicle's Ethernet bus to a developer laptop or server.
- Evaluate how an ECU behaves under specific link conditions by injecting packets to test reliability and compliance.
- Use during development of Ethernet-enabled ECUs or gateways as a media bridge for debugging and logging traffic.
- Serves as an Ethernet connection point during cybersecurity testing to inspect secure traffic or test resistance to MAC-level injection attacks.
- Simulates unavailable ECUs in a partial network using applications.
- Connects to a data logger or test PC to monitor Automotive Ethernet traffic from a running development vehicle.
- Enables test of early-boot communication between ECUs and bootloaders over Automotive Ethernet.
- Complies with the requirements of R155/ISO 21434 and CRA/IEC 62443.
- Supports Secure Boot: only signed and encrypted firmware will run on the device, ensuring that the unit has not been tampered with.
- Supports TC10 for Automotive Ethernet 100/1000 BASE-T1 for wake up and sleep functionality.
- Supports loopback, packet generation and Dynamic Channel Quality (DCQ), including Signal Quality Index (SQI) and Mean Square Error (MSE) for testing the link quality and connectivity.
- Supports running cable tests for discovering potential cable breaks or faults.

2.3 Additional software and documentation

Kvaser's Automotive Ethernet lineup supports configuration over USB. This is done through USB CDC-NCM, a standard network interface protocol that is natively supported on both Windows 10 (version 1903 and later) and Linux (kernel 2.6.38 and later). No additional drivers are required for these systems to detect the USB interface.

The CL API SDK contains everything you need to develop software applications interacting with Kvaser Arcus 100/1000BASE-T1 H-MTD, see https://kvaser.com/clapi-webhelp/latest/. There is also a terminal app and a configuration tool called *Kvaser CL Configuration Tool*, both of which use the SDK. The terminal app is integrated into the CL API SDK, while the configuration tool is downloaded separately. The latest versions of documentation and software can be downloaded for free at www.kvaser.com/download.

3 Kvaser Arcus 100/1000BASE-T1 H-MTD hardware

In this section you can read more about the Ethernet channels, power supply and LED indicators.

3.1 Hardware Installation

To facilitate installation in a PC, the Kvaser Arcus ATX Bracket (https://kvaser.com/product/kvaser-atx-bracket-arcus-100-1000base-t1-h-mtd/) can be used.

It is also possible to protect the product in a housing during bench work and portable setups. For this purpose, a Kvaser Arcus Housing (https://kvaser.com/product/kvaser-housing-arcus-100-1000base-t1-h-mtd/) can be used.

3.2 Power supply



Figure 2: Connectors that supply the Kvaser Arcus 100/1000BASE-T1 H-MTD

Power to the product can be supplied in four different ways.

- USBIN
- 15 pin SATA
- 6 pin PCIe (also known as 6 pin EATX)
- Power over Ethernet (PoE)

PoE has the highest priority. 15 pin SATA and 6 pin PCIe is next in priority and if no other source exist power is taken from USB. All different power sources can safely be connected at the same time, the connectors can be seen in Figure 2.



Figure 3: Ethernet connectors on Kvaser Arcus 100/1000BASE-T1 H-MTD

3.3 Ethernet connection

For the Standard Ethernet 100/1000 BASE-T port a RJ45 8p8 connector is used, located to the left in Figure 3 on Page 8. In the current implementation the BASE-T port is configured to operate at the speed of the Base-T1 port, i.e if the Base-T1 port is connected at 100 Mbps the Base-T port will also operate at 100 Mbps. The BASE-T port only supports Full Duplex mode and Auto-Negotiation according to IEEE.

For the Automotive Ethernet 100/1000 BASE-T1 port a H-MTD connector with Z-key is used, located to the right in Figure 3.

3.4 USB Type-C sockets

To be able to configure and monitor the product, connect a USB cable from the host system to the connector marked USBIN as can be seen in Figure 4 on Page 9. If multiple products are used it is possible to chain them by connecting the next interface to USBOUT (see Figure 4 on Page 9) instead of occupying more USB ports from the host.

The number of devices that can be chained is limited; at most five Kvaser Arcus 100/1000BASE-T1 H-MTD devices can be connected in a single chain. When chaining multiple devices, supply every third device with Power over Ethernet (PoE) or PCIe/SATA power to ensure that all units receive enough power.



Some computers will have internal USB hubs, further reducing the number of Kvaser Arcus 100/1000BASE-T1 H-MTD devices that can be in a chain. This is especially common in laptops.



Figure 4: USB Type-C sockets on the rear side

3.5 LED Indicators

The Kvaser Arcus 100/1000BASE-T1 H-MTD has four LED indicators as shown in Figure 5.



Figure 5: LED indicators from the front side of Kvaser Arcus 100/1000BASE-T1 H-MTD

The LEDs indicate the status of power and the two Ethernet channels according to the list below shown in Table 2. Each individual LED is described in further detail in the Tables 3, 4, 5 and 6.

LED	Function
DA	Device status
DB	100/1000BASE-T1 link status
DC	100/1000BASE-T1role
DD	100/1000BASE-T link status

Table 2: LED indicators on Kvaser Arcus 100/1000BASE-T1 H-MTD.

Device status:

State	Description	LED Pattern	Color
Power on	Device powered and initialized without errors	Solid	Green
Waiting for configuration	Waiting for USB device configuration when only powered over USB	Blinking	Yellow

Table 3: Device status indication.

100/1000BASE-T link status:

State	Description	LED Pattern	Color
No link	No physical connection or link loss	Off	–
Link up - 100 Mbit/s	Active link, 100 Mbit/s negotiated	Solid	Blue
Link up - 1000 Mbit/s	Active link, 1000 Mbit/s negotiated	Solid	Green

Table 4: 100/1000BASE-T link status indication.

100/1000BASE-T1 link status:

State	Description	LED Pattern	Color
No active link	Interface idle or waiting for auto-negotiation	Breathing	Purple
100 Mbit/s (no link)	auto-negotiation complete, link partner not yet active	Breathing	Blue
1000 Mbit/s (no link)	auto-negotiation complete, link partner not yet active	Breathing	Green
Link up - 100 Mbit/s	Active connection	Solid	Blue
Link up - 1000 Mbit/s	Active connection	Solid	Green

Table 5: 100/1000BASE-T1 link status indication.

100/1000BASE-T1 role:

This LED indicates the role (Leader / Follower = Master / Slave).

State	Description	LED Pattern	Color
No active link - auto-negotiation	Role detection in progress	Breathing	Purple
No active link - Follower	Role fixed: Follower (Slave)	Breathing	Red
No active link - Leader	Role fixed: Leader (Master)	Breathing	Green
Active link - Follower	Link established	Solid	Red
Active link - Leader	Link established	Solid	Green

Table 6: 100/1000BASE-T1 role indication.

3.6 Updating the firmware

The firmware of Kvaser Arcus 100/1000BASE-T1 H-MTD can be updated using the CL API, see https://kvaser.com/clapi-webhelp/latest/.

The absolute minimum firmware version needed in order to use Kvaser Arcus 100/1000BASE-T1 H-MTD are listed in Table 7 on Page 11.

Device	Min. Firmware Version
Kvaser Arcus 100/1000BASE-T1 H-MTD	v1.0

Table 7: Minimum compatible firmware version of Kvaser Arcus 100/1000BASE-T1 H-MTD.

3.7 Technical data

Ethernet Channel 1	100/1000 BASE-T, RJ45 8p8
Ethernet Channel 2	100/1000 BASE-T1, H-MTD Key Z
USB IN	USB 2.0 Type-C
USB OUT	USB 2.0 Type-C
Power input	PoE, USB 2.0, 6 pin PCIe (also known as 6 pin EATX), 15 pin SATA
Power consumption	Using PoE: 2.5W, PCIe/SATA: 1.5W and USB: 250mA
Secure Boot	Yes, runs only signed and encrypted firmware
TC10 support	Yes, for 100/1000 BASE-T1
Loopback support	Yes, for 100/1000 BASE-T1
Packet generation support	Yes, for 100/1000 BASE-T1
DCQ support	Yes, for 100/1000 BASE-T1
Cable test support	Yes, for 100/1000 BASE-T1
Dimensions	80 x 85 x 20 mm
Operating Temperature	-40 °C to +85 °C
Storage Temperature	-40 °C to +85 °C
Relative Humidity	0% to 85% (non-condensing.)

Table 8: Technical specifications of Kvaser Arcus 100/1000BASE-T1 H-MTD.

4 Troubleshooting

In case of problems using Kvaser Arcus 100/1000BASE-T1 H-MTD, please contact Kvaser Support at support@kvaser.com.

5 Safety Instructions

5.1 Intended Use

The Kvaser Arcus 100/1000BASE-T1 H-MTD is intended for Ethernet media conversion between Automotive Ethernet (100/1000BASE-T1) and Standard Ethernet (100/1000BASE-T), enabling a host system to communicate with sensors, ECUs and other 100/1000BASE-T1 devices over a point-to-point link.

5.2 Usage Warning



WARNING FOR ALL USERS

WARNING! - YOUR USE OF THIS DEVICE MUST BE DONE WITH CAUTION AND A FULL UNDERSTANDING OF THE RISKS!

THIS WARNING IS PRESENTED TO INFORM YOU THAT THE OPERATION OF THIS DEVICE MAY BE DANGEROUS. YOUR ACTIONS CAN INFLUENCE THE BEHAVIOR OF A CAN-BASED DISTRIBUTED EMBEDDED SYSTEM, AND DEPENDING ON THE APPLICATION, THE CONSEQUENCES OF YOUR IMPROPER ACTIONS COULD CAUSE SERIOUS OPERATIONAL MALFUNCTION, LOSS OF INFORMATION, DAMAGE TO EQUIPMENT, AND PHYSICAL INJURY TO YOURSELF AND OTHERS. A POTENTIALLY HAZARDOUS OPERATING CONDITION IS PRESENT WHEN THE FOLLOWING TWO CONDITIONS ARE CONCURRENTLY TRUE: THE PRODUCT IS PHYSICALLY INTERCONNECTED TO A REAL DISTRIBUTED EMBEDDED SYSTEM; AND THE FUNCTIONS AND OPERATIONS OF THE REAL DISTRIBUTED EMBEDDED SYSTEM ARE CONTROLLABLE OR INFLUENCED BY THE USE OF THE CAN NETWORK. A POTENTIALLY HAZARDOUS OPERATING CONDITION MAY RESULT FROM THE ACTIVITY OR NON-ACTIVITY OF SOME DISTRIBUTED EMBEDDED SYSTEM FUNCTIONS AND OPERATIONS, WHICH MAY RESULT IN SERIOUS PHYSICAL HARM OR DEATH OR CAUSE DAMAGE TO EQUIPMENT, DEVICES, OR THE SURROUNDING ENVIRONMENT.

WITH THIS DEVICE, YOU MAY POTENTIALLY:

- CAUSE A CHANGE IN THE OPERATION OF THE SYSTEM, MODULE, DEVICE, CIRCUIT, OR OUTPUT.
- TURN ON OR ACTIVATE A MODULE, DEVICE, CIRCUIT, OUTPUT, OR FUNCTION.
- TURN OFF OR DEACTIVATE A MODULE, DEVICE, CIRCUIT, OUTPUT, OR FUNCTION.
- INHIBIT, TURN OFF, OR DEACTIVATE NORMAL OPERATION.
- MODIFY THE BEHAVIOR OF A DISTRIBUTED PRODUCT.
- ACTIVATE AN UNINTENDED OPERATION.
- PLACE THE SYSTEM, MODULE, DEVICE, CIRCUIT, OR OUTPUT INTO AN UNINTENDED MODE.

ONLY THOSE PERSONS WHO:
(A) ARE PROPERLY TRAINED AND QUALIFIED WITH RESPECT TO THE USE OF THE DEVICE,
(B) UNDERSTAND THE WARNINGS ABOVE, AND
(C) UNDERSTAND HOW THIS DEVICE INTERACTS WITH AND IMPACTS THE FUNCTION AND SAFETY OF OTHER PRODUCTS IN A DISTRIBUTED SYSTEM AND THE APPLICATION FOR WHICH THIS DEVICE WILL BE APPLIED, MAY USE THE DEVICE.

PLEASE NOTE THAT YOU CAN INTEGRATE THIS PRODUCT AS A SUBSYSTEM INTO HIGHER-LEVEL SYSTEMS. IN CASE YOU DO SO, KVASER AB HEREBY DECLARES THAT KVASER AB'S WARRANTY SHALL BE LIMITED TO THE CORRECTION OF DEFECTS, AND KVASER AB HEREBY EXPRESSLY DISCLAIMS ANY LIABILITY OVER AND ABOVE THE REFUNDING OF THE PRICE PAID FOR THIS DEVICE, SINCE KVASER AB DOES NOT HAVE ANY INFLUENCE ON THE IMPLEMENTATIONS OF THE HIGHER-LEVEL SYSTEM, WHICH MAY BE DEFECTIVE.

6 Disposal and Recycling Information



When this product reaches its end of life, please dispose of it according to your local environmental laws and guidelines.

For information about Kvaser's recycling programs, visit:
https://www.kvaser.com/en/kvaser/recycling-policy.html

7 Legal acknowledgements

7.1 EU Regulatory Compliance

KVASER **EU Declaration of Conformity (DoC)**

We

Company Name:	Kvaser AB	City:	Mölndal
Postal address:	Aminogatan 25	Telephone number:	+46 31 886344
Postcode:	431 53	E-mail address:	sales@kvaser.com

declare that the DoC is issued under our sole responsibility and belongs to the following product:

Product: Kvaser Arcus 100/1000BASE-T1 H-MTD

Object of the declaration (identification of apparatus allowing traceability):
Product: Kvaser Arcus 100/1000BASE-T1 H-MTD
Type: 73-30130-01810-5

The object of the declaration described above is in conformity with the relevant Union harmonisation legislation:
Electromagnetic Compatibility (EMC) Directive 2014/30/EU (Art. 6)

RoHS recast Directive 2011/65/EU (Art. 4.1)

The following harmonised standards and technical specifications have been applied
(title, date of standard/specification):

EN 55032 (2015 + A11:2020)

EN 55035 (2017 + A11:2020)

EN 61000-6-2 (2019)

EN IEC 63000 (2018)

Signed for and on behalf of:

Mölndal	2025-11-20	
Place of issue	Date of issue	Kent Lennartsson, Research Manager

7.2 FCC Regulatory Compliance

KVASER

Federal Communications Commission (FCC) Compliance Information Statement

IDENTIFICATION OBJECT:
Product: Kvaser Arcus 100/1000BASE-T1 H-MTD
Type: 73-30130-01810-5

APPLICABLE COMPLIANCE STATEMENTS:
CFR Title 47 Part 15 §15.107, §15.109
This device complies with part 15 of the FCC Rules.
Operation is subject to the following two conditions:
(1) This device may not cause harmful interference, and
(2) this device must accept any interference received,
including interference that may cause undesired operation.

RESPONSIBLE PARTY (IN USA) NAME:
Kvaser Inc.
41650 Gardenbrook Road, Suite 130
Novi, MI 48375

Internet contact: support@kvaser.com

7.3 Patents, Copyrights and Trademarks

All trademarks are the property of their respective owner. Windows is a registered trademark of Microsoft Corporation in the United States and other countries.

8 Document Revision History

Version history for document
UG_98434_kvaser_arcus_100-1000BASE-T1_H-MTD:

Revision	Date	Changes
1.0	2025-11-04	Initial version.
1.1	2026-01-30	Updated LED names, pictures and firmware version.
1.2	2026-04-30	Updated major features, technical data, firmware version, number of devices that may be chained, LED descriptions, intended use and copyright. Added section about updating firmware. Minor textual changes.
1.3	2026-09-08	Mention terminal app and Kvaser CL Configuration Tool in the additional software and documentation section. Updated major features and technical data.